

*An example for Animal
Welfare: You don't need
Chastity Belts...
Have fun with your
Pearl Sack!*

PEARL SACKS - PERLSACKTIERE

STOSSNO & ANKERMANN GBR

In den Pannenkäuten 17, 47509 Rheurdt

Fon (+49) 28 45 - 9 64 23 45

info@perlsacktiere.de

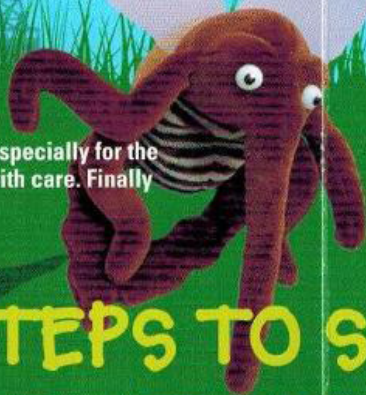


INSTRUCTIONS FOR PEARL SACKS

www.perlsacktiere.de

1. CHOOSE THE RIGHT ANIMAL!


The decision is often quite difficult, especially for the animal. Take your time and choose with care. Finally it's a decision for a life-time...!



SIX STEPS TO SUCCESSFUL LIVING WITH PEARL SACKS®

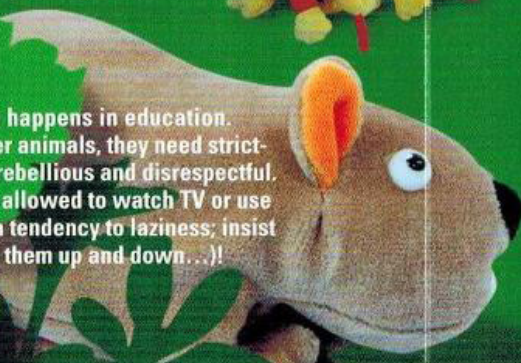
2. COME TO KNOW YOUR ANIMAL!

A loving look deep into the eyes or a soft pressure around the small bag leads to confidence and emotional bond quickly. Now the basis for an everlasting friendship can start.



3. EDUCATION!

The biggest mistake often happens in education. Especially with the younger animals, they need strictness, otherwise they get rebellious and disrespectful. Regulate the time they are allowed to watch TV or use the PC. Pearl-Sacks have a tendency to laziness; insist on exercise (like throwing them up and down...!)




4. MAKE THEM FEEL AT HOME!

Just go in the zoo again; to see you should not treat animals like this. Pearl Sacks have to be treated as one of the family. It needs to be loved and not to be put into a cage (fish are especially sensitive about this).

5. FEEDING

Pearl Sacks are undemanding, so they don't need much food; mostly they love jelly babies. For example "Grotteneume!" eat bad tempers only. They just crisp them away. Avoid feeding fast-food. Digestive trouble and heavy winds can be the consequences.



6. ATTENTION – YOU'LL GET ADDICTED TO THAT!

You already own several dozens of bean-bag animals and your husband or parents talk you into believing you are already addicted to our animals? That's all rubbish of course. Probably your apartment is too small, or you get less pocket money, or you have the wrong husband... Adopt more of them!